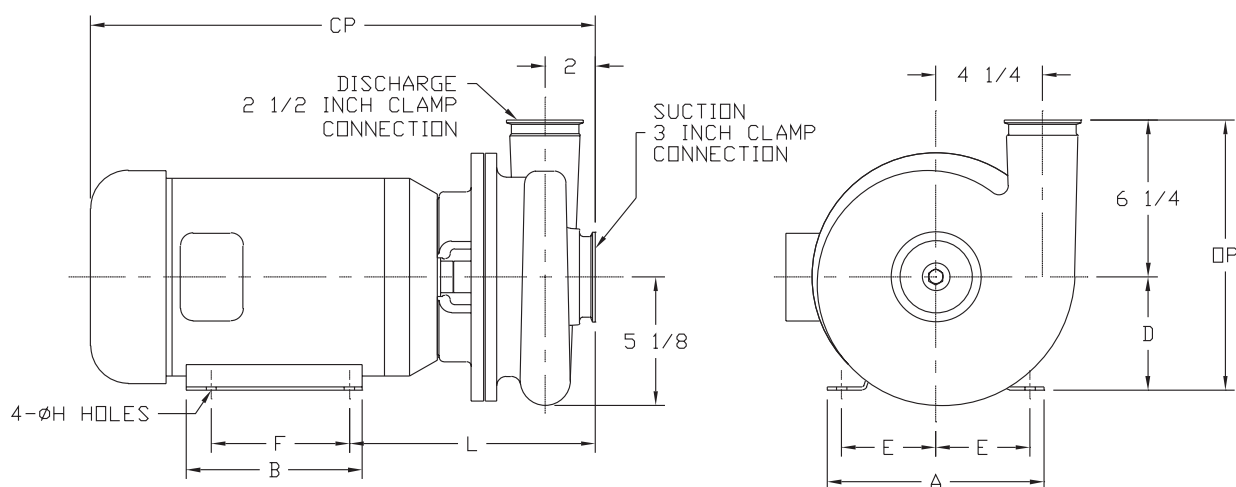



# Ampco Centrifugal Pumps

## DATA SHEET

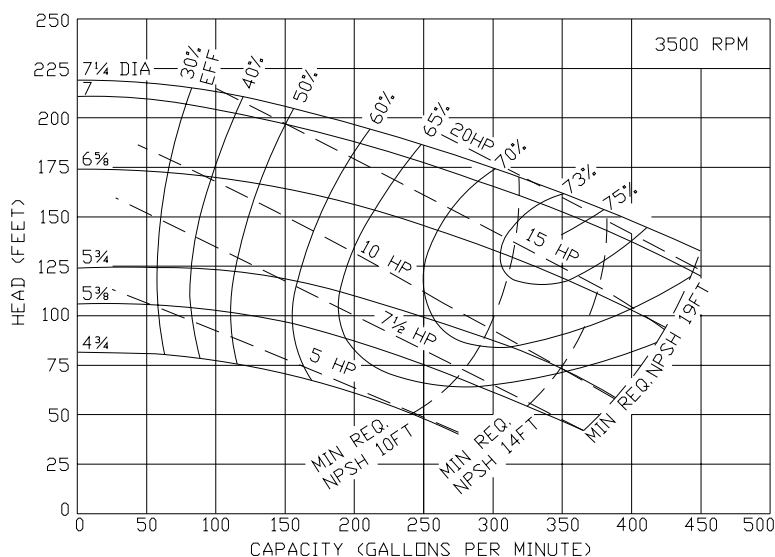
MODEL MC3/MCH3 3X2<sup>1</sup>/<sub>2</sub>X7



	TEFC MOTOR			DIMENSIONS IN INCHES (For Reference Only)									APPROX. WEIGHT (LBS)
	HP	RPM	FRAME	A (typ)	B (typ)	D	E	F	H	L	CP	OP	
MC2	2	1750	145JM	6-1/2	6	3-1/2	2-3/4	5	11/32	9-7/32	17-17/32	9-3/4	92
MC2	3	1750	182JM	8-5/8	6-1/2	4-1/2	3-3/4	4-1/2	13/32	9-27/32	18-29/32	10-3/4	127
MC2	5	3500	184JM	8-5/8	6-1/2	4-1/2	3-3/4	4-1/2	13/32	9-27/32	20-7/16	10-3/4	121
MC2	7-1/2	3500	184JM	8-5/8	6-1/2	4-1/2	3-3/4	5-1/2	13/32	9-27/32	21-15/16	10-3/4	140
MC2	10	3500	215JM	9-1/2	8	5-1/4	4-1/4	7	13/32	10-27/32	21-15/16	11-1/2	179
MC2	15	3500	215JM	9-1/2	8	5-1/4	4-1/4	7	13/32	10-27/32	23-1/16	11-1/2	202
MCH2	20	3500	256JM	11-1/2	11-1/2	6-1/4	5	10	17/32	12-3/32	26-15/16	12-1/2	228

## MATERIAL SPECIFICATIONS

PART NAME	STAINLESS STEEL
Casing & Cover	316L Stainless
Impeller	316L Stainless
Motor Shaft	Steel
Shaft Sleeve	316L Stainless
Adapter	Cast Iron



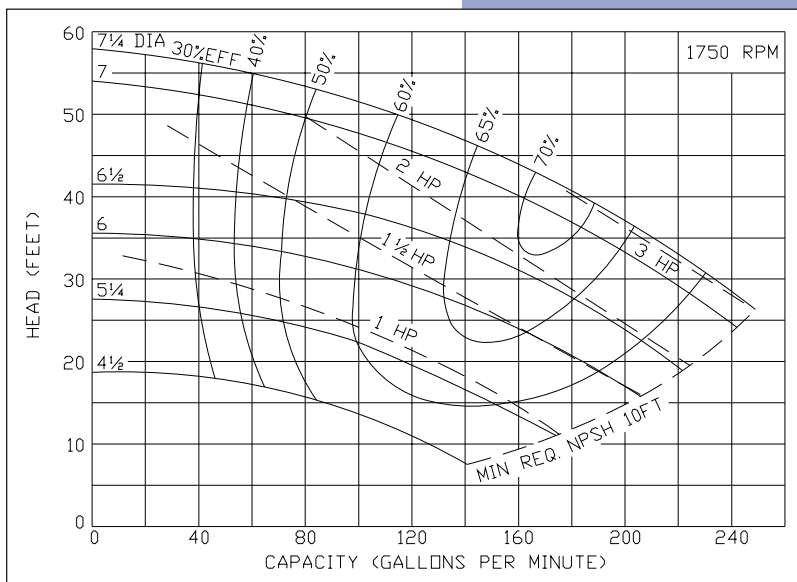
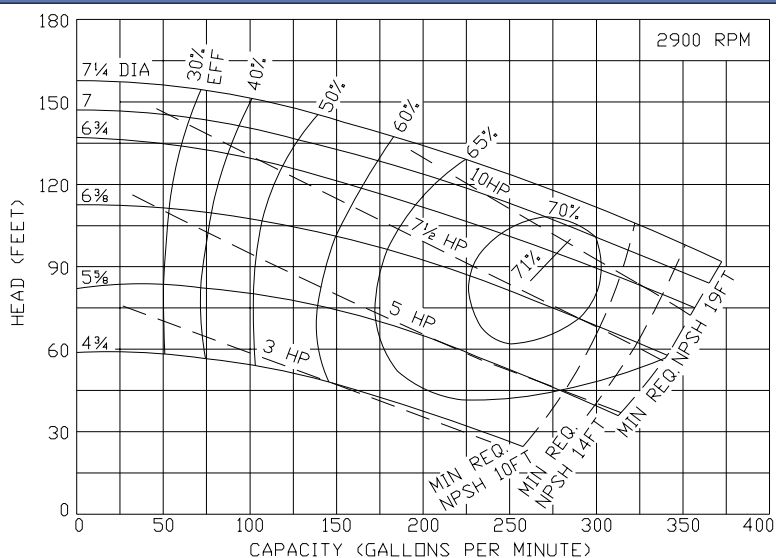
# Ampco Centrifugal Pumps

**MODEL MC3/MCH3**  
**3X2 1/2 X 7**

Curves show approximate characteristics  
based on clear 68° water.  
Rated point is guaranteed.

MC3/MCH3 pumps are  
in conformance with 3A  
sanitary standards for  
centrifugal pumps for  
milk and milk products,  
Number 02-09.

Standard M Series pumps  
have a 32RA (150 grit)  
finish, on all product  
contact surfaces.



# Ampco Pumps Company

4424 West Mitchell Street  
Milwaukee, Wisconsin 53214  
PHONE (414) 643-1852  
FAX (414) 643-4452