


ZP Pressure Relief Bypass




When pressure on the discharge side of the pump increases drastically, damage to equipment may occur and safety concerns arise. A bypass is a tried-and-true way to alleviate these pressure issues.


Ampco's Pressure Relief Bypass System can be installed on ZP Series and AL Series pumps to divert discharge fluid back to the inlet. (See configuration A & B)

Several relief valve styles are available including manual, pneumatic and control top. This option is particularly essential to applications that involve increased viscosities where conventional relief diaphragm covers do not operate properly. Contact the Ampco Pumps Technical Sales Team today for assistance regarding your specific application and system options.

Configuration A



Configuration B



- Manual – Supplied with an adjustable spring to open at a set pressure. A manual handle controls the valve for CIP.
- Pneumatic – Air pressure controls the relief pressure and counteracts a spring. Configurations are available as normally-open or normally – closed. Air-to-air is also available.
- Control Top – Voltage or 4-20 mA current input controls the valves.
- 1.5", 2", 2.5" and 3" available.

